

SIMPLANT®

SIMPLANT® Guided Surgery

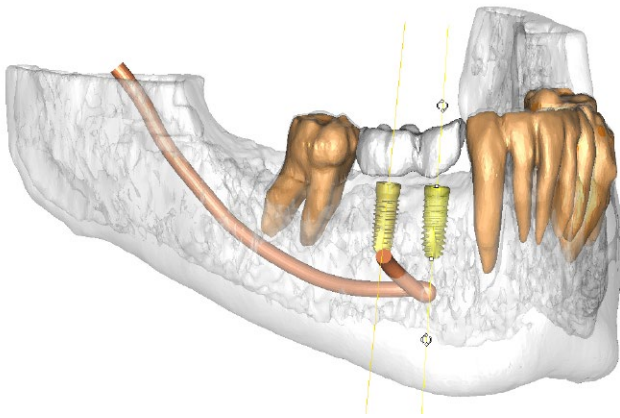
—delivering restorative driven
implant treatment



DENTSPLY
IMPLANTS

SIMPLANT®—the key to unlocking digital potential

As part of the DENTSPLY Implants Digital Solutions offering, SIMPLANT delivers predictable 3D implant treatment solutions—enabling outstanding prosthetic results as planned.



From dental scanning and planning, to drilling and implant placement, to Immediate Smile temporary restorations delivered prior to surgery, SIMPLANT offers clinicians a comprehensive 3D system for predictable implant treatment.

The SIMPLANT Guide forms the link between the digital treatment plan in SIMPLANT and the surgery. Precise planning and implant placement enables minimal invasive treatment, as well as reduced chair time. Moreover, it gives confidence to both clinician and patient and it brings surgery and



restoration to a new level: The patient can be treated in one single treatment session and leave with an expertly planned temporary restoration.

SIMPLANT solutions are cost-effective, user-friendly and uniquely compatible with the brands and equipment that clinicians already know and use. SIMPLANT computer guided implant treatment is compatible with over 10,000 implants from more than 100 brands, as well as all DICOM compatible (CB) CT scanners and major optical and intraoral scanners.

Compatible with
10,000
implants from more than
100
brands



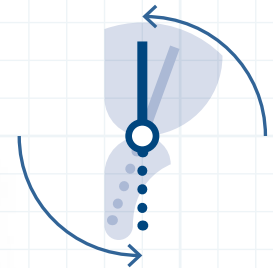

Efficient turn-around times.
SIMPLANT Guide production as
fast as 48 hours when using the
FastTrack order process.




Comprehensive 3D
communication increases
case acceptance and
facilitates teamwork

ISO 13485

As a manufacturer of medical
devices, we are compliant with the
European Medical Device Directive
and with the Quality Systems
Regulation (CFR section 820), under
the authority of the FDA.



Precise implant placement
with SIMPLANT Guide



Customized SIMPLANT SAFE Guide
designs, to meet the requirements
of brand-specific guided surgery
instruments

1991

Introduction of SIMPLANT
software, winning the
'European Stereolithography
Excellence Award'

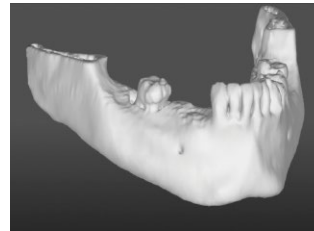
For more details on this infographic,
visit www.simplantdentistry.com

Plan for predictability

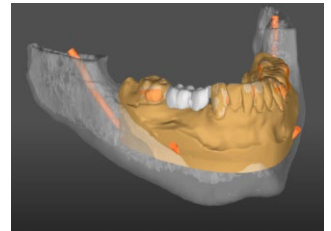
When CBCT examination is combined with a restorative driven implant plan in SIMPLANT, a custom-made stereolithographic drill guide can be fabricated accurately. The result is a well-planned surgical procedure that reflects the desired functional and esthetic outcome—making the treatment predictable for clinician and patient.

With SIMPLANT, you can create a 3D implant plan that considers both surgical and prosthetic aspects, including:

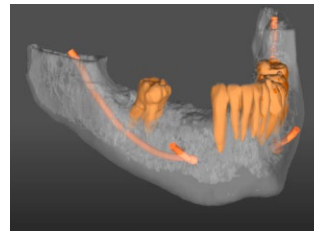
- Evaluation of the clinical situation from the anatomical information in the (CB)CT scan, such as bone volume and quality, neighboring teeth, the alveolar nerve, and sinuses
- Assessment of the soft tissue thickness from the stone model
- Virtual planning of the implants based on the clinical situation
- Precise transfer of the digital plan to surgery utilizing a SIMPLANT Guide



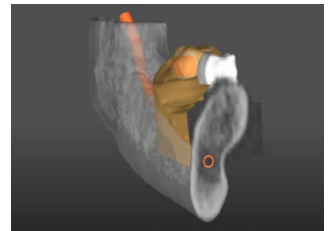
Bone from (CB)CT scan



Stone model and wax-up from optical scan



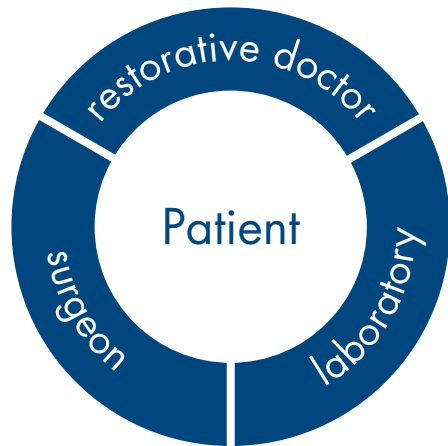
Teeth with roots and nerves (from (CB)CT scan)



Inside of bone

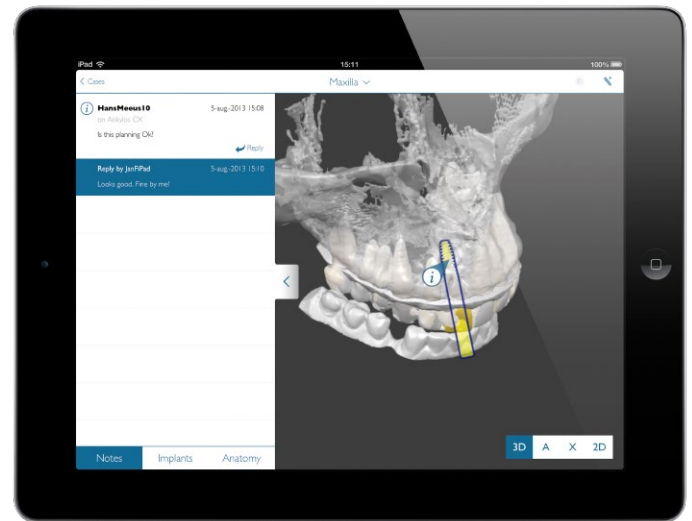
Partnership for restoring quality of life

Comprehensive treatment planning enables the clinician to have clear communication with the patient and increases the patient's understanding and acceptance.



The implant treatment often involves an entire team consisting of restorative doctor, surgeon, and dental laboratory. SIMPLANT allows for optimal team communication, for example, through case sharing between team members via the Team-Up! iPad® application.

In the end, everyone wins, especially the patient who gets a long-lasting esthetic solution that can be visualized right from the beginning of the process.



The Team-Up! app by SIMPLANT facilitates the team communication on SIMPLANT cases and is a great communication tool for your patients to inform and discuss the dental implant treatment plan.

Confident implant placement

SIMPLANT guides take SIMPLANT diagnostics to another dimension. Custom-made stereolithographic SIMPLANT guides provide a seamless link between implant planning and actual treatment. With flexible SIMPLANT Guide options, you can perform your preferred surgical technique with confidence.



Tooth-supported

Recommended for single tooth and partially edentulous cases when minimally invasive surgery is preferred.



Bone-supported

For partially or fully edentulous cases when increased visibility is needed.



Mucosa-supported

For fully edentulous cases when minimally invasive surgery is preferred.

Save time for bone procedures

A reduction guide can be ordered together with the bone-supported SIMPLANT Guide for bone reduction procedures. For bone regeneration procedures, the 3D printed bone model allows to shape the graft prior to surgery. Or simply use the printed bone model with graft volume to pre-shape a titanium membrane.



Immediate Smile® featuring ATLANTIS™ Abutment

Rotational transfer is available in the SIMPLANT Guide, when individualized esthetics are to be delivered. Outstanding soft tissue healing can start immediately after implant surgery with a patient-specific ATLANTIS Abutment. More in depth information about this solution can be found on page 11.



Let's get connected

Connectivity is present throughout the SIMPLANT planning and treatment processes and is integrated in our partnership with our customers. Connectivity also helps guarantee that you receive exactly what you expect, each and every time.

mySIMPLANT

mySIMPLANT is an efficient guide order follow-up system, available directly from a mobile device or PC with approval option. It shows images and surgical protocol of the case and allows for case approval.



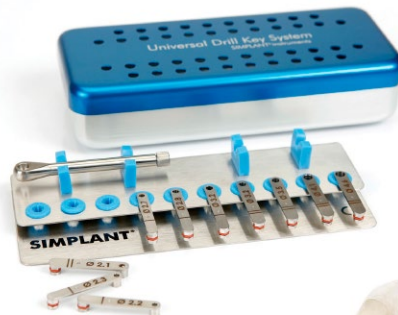
Instruments developed for all implant brands

With a SIMPLANT Guide and universally compatible SIMPLANT instruments, clinicians can execute guided surgery in a safe and accurate manner, even when an implant system does not offer all the instruments required for guided implant surgery or depth control.



SIMPLANT® Pilot Guide

- Drill guidance of the first drilling step
- Drill depth control in combination with the LongStop Drill System



SIMPLANT® Universal Guide

- Drill guidance for the full drill sequence
- Drill depth control in combination with the LongStop Drill System
- Lateral open sleeves can be chosen when inter-occlusal space is limited



The LongStop Drill System provides physical drill depth control and covers drill lengths for most clinical situations. The drills are multiple use and color-coded.



For dental practices working with multiple implant brands, SIMPLANT instruments are a cost-efficient complementary solution next to the clinician's favorite brand-specific guided surgery instruments.

Brand-specific guided surgery instruments

Naturally, the computer guided implant treatment that offers the greatest flexibility is also backed by a premium research and development team. With already 25 customized SIMPLANT SAFE Guide designs to meet the requirements of brand-specific guided surgery instruments, we honor your desire to work with your favorite instruments and commit to the highest standard-of-care for guided drilling and guided implant placement.



SIMPLANT® SAFE Guide

- Drill guidance with full depth control.
- Guided implant placement with full depth control.
- Available for all major implant systems, including DENTSPLY Implants, Anthogyr, Bego, Bicon, BioHorizons, Biomet 3i, Camlog, Nobel Biocare, Sic, Straumann, Sweden&Martina, Zimmer Dental and more.



SIMPLANT SAFE Guide with lateral access reduces the insertion height*



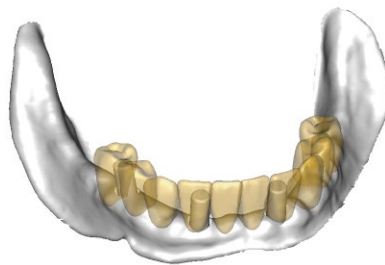
* Unique for ANKYLOS, ASTRA TECH Implant System EV and XIVE implants. Lateral access is also available for other implant brands when using the SIMPLANT Universal Guide

Time saving and high patient comfort

With the Immediate Smile concept, a temporary restoration can be delivered prior to surgery. The temporary restoration is used together with a SIMPLANT Guide in one single appointment. Patients can leave the surgery with new teeth and a beautiful smile—an Immediate Smile.



Immediate Smile Bridge



Immediate Smile Digital



Immediate Smile Model

Immediate Smile solutions are delivered as a physical printed model, a ready-to-use PMMA-milled bridge or a digital set of files. Using the printed model or the digital set of files in 3rd party CAD software, the desired temporary restoration can be created at the dental laboratory.

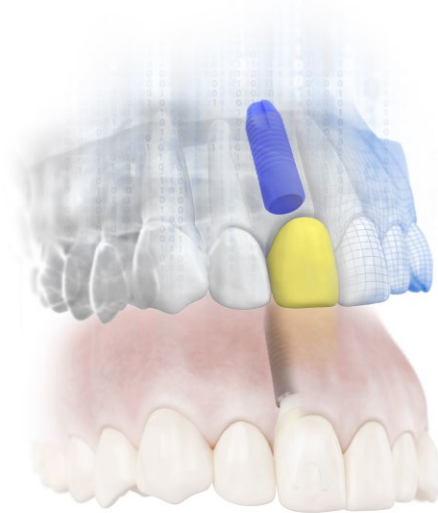
Following this integrated digital workflow, clinics and laboratories take advantage of significant postsurgical time savings to deliver immediate prosthetics. To the patient, this means time saved and high comfort, as the surgery and the temporization take place in a single visit.

Individualized esthetics and healthy soft tissue

When featuring an ATLANTIS Abutment, the Immediate Smile concept combines the proven benefits of SIMPLANT guided surgery and the ATLANTIS patient-specific design into a solution that delivers considerable clinical and patient value.

The SIMPLANT Guide and the ATLANTIS Abutment and temporary crown are delivered at implant installation and provide perfect conditions for individualized esthetics and healthy soft-tissue.

And it enables a faster and convenient workflow at the laboratory, when the ATLANTIS Abutment Core File can be used to CAD/CAM design and manufacture the temporary crown, before receipt of the abutment and before implant placement.



Patient-specific abutments beyond CAD/CAM

ATLANTIS individually designed abutments support cement- and screw-retained solutions, on all major implant systems. ATLANTIS abutment provides an excellent foundation for best possible function and esthetics.

Through the use of the patented ATLANTIS VAD (Virtual Abutment Design) software, each abutment is individually designed from the final tooth shape.

ATLANTIS VAD = computer designs, aided by humans. CAD = human designs, aided by computers.

About DENTSPLY Implants

DENTSPLY Implants offers comprehensive solutions for all phases of implant therapy, including ANKYLOS®, ASTRA TECH Implant System™ and XiVE® implant lines, digital technologies, such as ATLANTIS™ patient-specific CAD/CAM solutions and SIMPLANT® guided surgery, SYMBIOS® regenerative solutions, and professional development programs. DENTSPLY Implants creates value for dental professionals and allows for predictable and lasting implant treatment outcomes, resulting in enhanced quality of life for patients.

All trademarks and company names and implant designs are the property of their respective owners

www.simplantdentsply.com

About DENTSPLY International

DENTSPLY International Inc. is a leading manufacturer and distributor of dental and other healthcare products. For over 110 years, DENTSPLY's commitment to innovation and professional collaboration has enhanced its portfolio of branded consumables and small equipment. Headquartered in the United States, the Company has global operations with sales in more than 120 countries.

